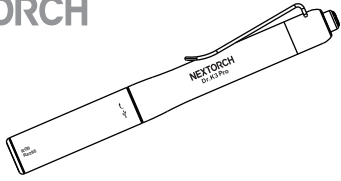




NEXTORCH

ENGLISH



Learn more on www.nextorch.com

Dr.K3 Pro

SPECIFICATIONS

Bulb	Dual-light sources (Yellow + White)		
Ra	≥ 95		
Photobiological safety	RG0 (Yellow)		
CCT	3000K (Yellow)	5500K (White)	
Modes	Low	Medium	High
Light Output	2 lm	10 lm	80 lm
Run Time	19 h	5 h 30 min	55 min
Beam Distance	5 m	10 m	28 m
Battery	Built-in Rechargeable 10440 Li-on Battery (320mAh)		
Impact Resistant	1 m		
Waterproof	IPX7, 1 m		
Weight and Dimensions	Weight: 39.7 g (With battery); Size: 129.6 mm (Length) × 14.3 mm (Head Diameter) × 12.9 mm (Tail Diameter)		
Material	Aluminum Alloy 6061-T6, Type II Anodized		
Accessories	Type-C Cable, O-ring		

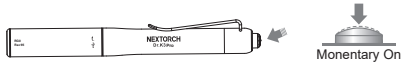
Above data were tested with the built-in rechargeable 10440 Li-on battery (320mAh) at 22°C ± 3°C. The specifications might be different when using different batteries or testing in a different environment.

FEATURES

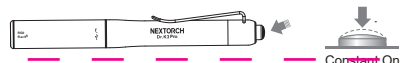
- Yellow and white dual-light sources, low - medium - high three light modes to meet various needs.
- Blue light hazard class, RG0 (Risk Exempt).
- High color rendering, Ra≥95, uniform light spot design for better observation.
- USB direct charging via Type-C port.
- IPX7 waterproof, alcoholic sterilization proved.

INSTRUCTIONS

- **ON / OFF**
Momentary ON / OFF: Half press for Momentary On and loosen to Turn Off.

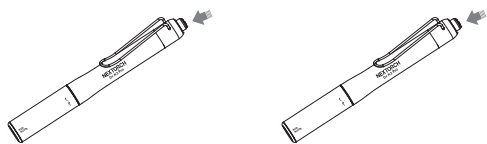


Constant ON / OFF: Click for Constant On and repeat to Turn Off.



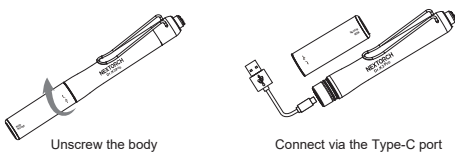
- **Mode Switch**
Three modes: Low (Yellow) - Medium (White) - High (White)

1. In the OFF state, half press to preview modes, continuously tap to switch modes and fully press to lock the mode.
2. Click the button to switch modes in sequence.

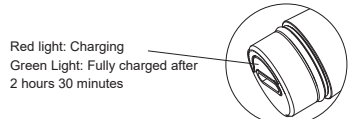


- **Smart Memory Function**
Turn off the penlight for more than 2s, turn it on again, it will enter the last working brightness mode it has memorized.

- **Charging**
Unscrew the body and connect via the Type-C port for direct charging.



Connect to the power by Type-C cable, the indicator flashing a red light, and then press the tail switch to start charging.



Red light: Charging
Green Light: Fully charged after 2 hours 30 minutes

MAINTENANCE

1. Being infected with seawater or any corrosive chemicals, please rinse immediately with clean water.
2. Do not dismantle the bulb assembly.
3. Please fully charge the battery before first use; if left unused for a long time, recharge every three months.
4. The product uses a non-removable built-in battery. Do not replace the battery yourself to avoid damage to the product battery.

WARRANTY

1. NEXTORCH offers 5-year warranty.
2. NEXTORCH warrants our products to be free from any defects in workmanship and / or material, we will replace or return faulty item. NEXTORCH reserves the right to replace similar products if original one is discontinued.
3. The warranty excludes other accessories, but rechargeable batteries are warranted for 1 year from date of purchase.
4. Any accessories or products are not covered in the warranty, NEXTORCH can repair for users with reasonable fee.
5. Please scan the below QR code and access to NEXTORCH website (www.nextorch.com) to register your purchasing. Email us info@nextorch.com
Call us: 0086-662-6602777
Or contact local dealer



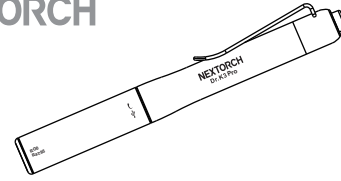
CONTACT WITH NEXTORCH DESIGNER

In order to improve NEXTORCH, we appreciate you could offer our designers your after-use feedback and creative suggestions by scanning the following QR code. Thank you!



NEXTORCH

中文



请登录: www.nextorch.com
获取更多产品资讯

Dr.K3 Pro

产品参数

光源	双光源 (黄光+白光)		
显色指数 (Ra)	≥ 95		
光生物危害	RG0 (黄光)		
色温 (CCT)	3000K (黄光)	5500K (白光)	
模式	低亮	中亮	高亮
亮度	2 流明	10 流明	80 流明
续航时间	19小时	5小时30分钟	55分
照射距离	5米	10米	28米
电源	内置10440锂离子电池 (320mAh), 可充电		
防跌高度	1米		
防水等级	IPX7, 水下1米		
规格	重量: 39.7克 (含电池); 尺寸: 129.6毫米 (长) × 14.3毫米 (头部直径) × 12.9毫米 (尾部直径)		
材料	筒身: 航天铝材6061-T6, 表面 II 型阳极氧化处理		
配件	Type-C数据线、防水O型圈		

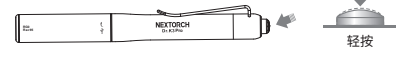
上述参数测试, 电池为内置的10440锂离子电池 (320mAh), 测试温度22°C ± 3°C, 测试电池或环境不同, 性能参数可能会有差异。

产品特点

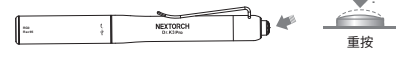
- 黄白双光源设计, 低中高三档亮度, 满足全科检查需求。
- 蓝光危害豁免级, RG0。
- 高显色性, Ra≥95, 均匀光斑设计, 提高观诊效果。
- Type-C直充设计。
- IPX7级防水, 可酒精浸泡消毒。

操作说明

- **打开/关闭**
方式一: 轻按瞬时点亮, 松手即灭。

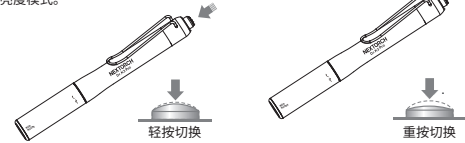


方式二: 重按常亮, 再次重按关闭。



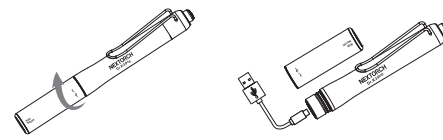
- **模式切换**
1. Dr.K3 Pro具有三档模式: 低亮 (黄光) - 中亮 (白光) - 高亮 (白光)

- 方式一: 关闭状态下, 轻按可预览亮度模式, 连续轻按可切换亮度模式, 重按锁定该亮度模式。
- 方式二: 2秒内连续重按可切换亮度模式。

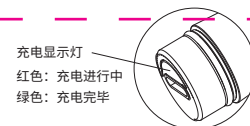


- 2、智能记忆模式: 手电会自动记忆最后的工作亮度模式。关闭手电2秒后, 在下次打开时, 默认打开最后的工作亮度模式。

- **充电**
Dr.K3 Pro内置可充电10440锂离子电池, 拧开筒身, 即可通过Type-C接口直接充电。



充电显示灯指示: (接通电源后, 显示灯红绿闪烁, 需重按下尾部开关)
充电时间约2小时30分钟。



充电显示灯
红色: 充电进行中
绿色: 充电完毕

保养注意事项

1. 当沾到海水或腐蚀性物品时, 请及时用清水清洗。
2. 请不要拆卸灯头, 以免造成灯泡损伤。
3. 初次使用先把电池充满; 产品在长期不使用时, 每三个月要进行一次充电处理。
4. 产品采用不可拆卸的内置电池, 切勿自行更换电池, 以免导致产品无法正常运行或电池损坏。

售后/保修条款

1. 15天保换: NEXTORCH产品自售出日起15天内, 在正常使用的情况下, 若出现质量问题, 可免费更换同型号产品; 若该产品已停止生产, 则调换该型号升级品或不低于原产品性能的其他产品。
2. 5年免费保修期: NEXTORCH产品自售出日起5年内, 在正常使用的情况下, 若出现质量问题, 享受免费维修服务。
3. 充电电池类产品保修期为1年, 产品附加配件不在保修范围内。
4. 终身有限保修: 因不当使用引起的产品损坏或超出免费保修时间的产品, 我司将提供有偿保修, 费用以实际更换材料费用为准, 不另收取人工费用。
5. 我司提供多种渠道进行保修服务, 您可通过扫描如下二维码在官网进行登记、发邮件至service@nextorch.com、致电400-8300-799或直接联系当地经销商进行售后服务。



与纳丽德设计师沟通

为更好地改进我们的产品, 您如果有产品改进反馈或创意提供给我们的设计师, 请扫描下方二维码, 联系我们的产品设计师。



成品尺寸: 80mm × 40mm
 展开尺寸: 360mm × 80mm
 检验标准: 尺寸 ± 1mm
 材质: 80克双胶纸
 颜色: K
 要求: 双面印刷, 虚线折痕, 按标注正面。